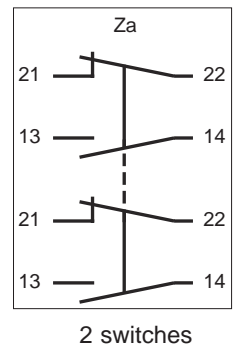
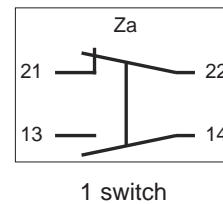


- High resistance metal enclosure
- Ideal for heavy duty harsh environmental
- Double break circuit with rating 15A
- Choice of 1 or 2 internal switches
- Snap action contacts mechanism
- Locking actuator lever optional (maintained contact)
- Long electric and mechanical life
- Fool proof protection cover



Circuitry

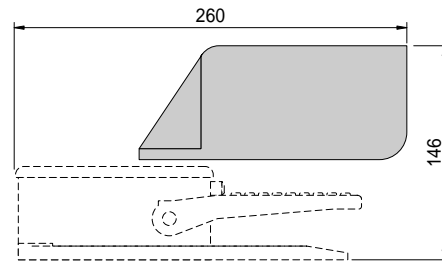
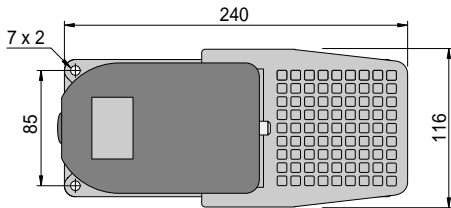
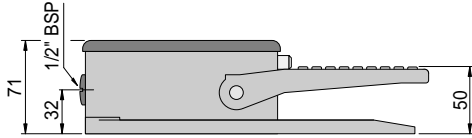


Specifications

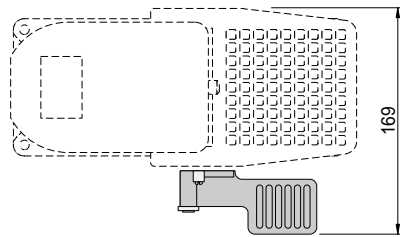
Electrical Rating	15A 250Vac	
Contact Resistance	50 mΩ maximum initial (at 1A 5Vdc)	
Ambient Temperature	+85°C maximum	
Degree of Protection	IP65 (EN 60529)	
Internal Switch	with double break	
	Circuit Form Za (IEC 60947-5-1): NO and NC contacts not electrically isolated	
Mechanical Life Expectancy	10.000.000 cycles	
Electrical Life Expectancy	200.000 cycles	
Materials	Housing:	Painted Die Cast Aluminium
	Actuator:	Painted Die Cast Aluminium
	Cover:	Painted Steel
	Protection Cover:	Painted Die Cast Aluminium

Dimensions

Dimensions in mm



Protection **SDB**



Foot switch with locking lever

Subject to change without prior notice



Ordering Information

S D 1 T

Series

Internal Switches	
1 Switch	= 1
2 Switches	= 2
2 Switches (1 delayed)	= 12

Locking Lever	
With Locking Lever	= T
Without Locking Lever	= none

Replacement Switch MFA 	Cable Gland (See Catalog ZA) 
---	--

Code to request protection against accidental operations (both to assembly up on the cover): **SDB**.