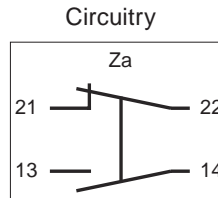


- Double break circuit with rating 15A
- Long life snap action contacts mechanism
- High resistance plastic enclosure
- Side or top fixation
- Pin, plunger and lever actuators
- Screw terminals

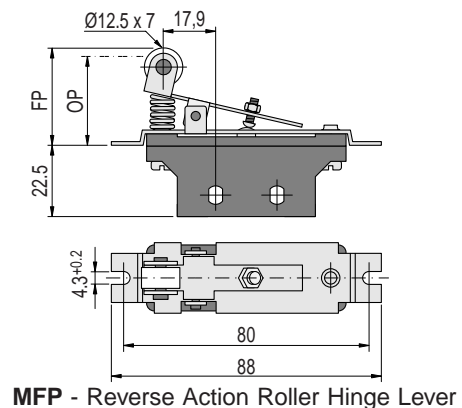
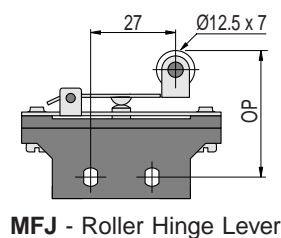
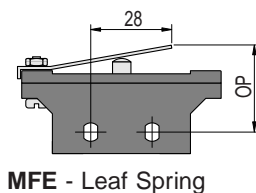
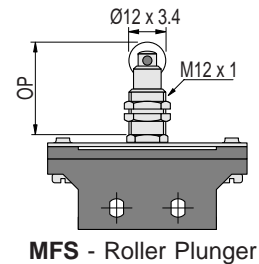
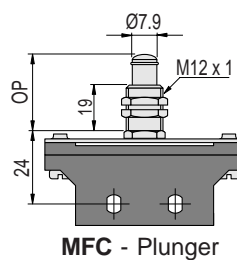
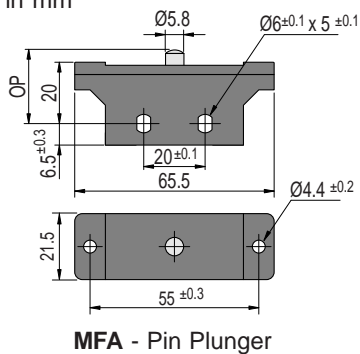


## Specifications

Electrical Rating	15A 250Vac
Contact Resistance	50 mΩ maximum initial (at 1A 5Vdc)
Ambient Temperature	+85°C maximum
Operation Speed	1 mm/sec minimum to 1 m/sec maximum (at Pin Plunger)
Mechanical Life Expectancy	10.000.000 cycles
Electrical Life Expectancy	200.000 cycles
Materials	Enclosure: Thermoplastic Polyamide
	Plungers: Nickel Plated Brass
	Pin Plunger: Thermoplastic Acetal POM
	Lever: Zinc Plated Steel (MFE: Niquel Plated Bronze)
	Rollers: Zinc Plated Steel (MFP: thermoplastic Polyamide)
	Contacts: Silver Alloy

## Dimensions

Dimensions in mm

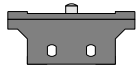
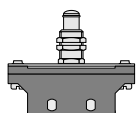
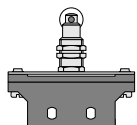
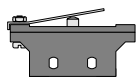
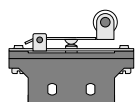
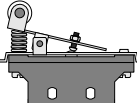


## Ordering Information

<b>M F C</b>																
Series																
		<table border="1" style="width: 100%; border-collapse: collapse;"> <thead> <tr> <th colspan="2" style="text-align: center;">Actuator</th> </tr> </thead> <tbody> <tr> <td>Pin Plunger</td> <td style="text-align: right;">= A</td> </tr> <tr> <td>Plunger</td> <td style="text-align: right;">= C</td> </tr> <tr> <td>Roller Plunger</td> <td style="text-align: right;">= S</td> </tr> <tr> <td>Leaf Spring</td> <td style="text-align: right;">= E</td> </tr> <tr> <td>Roller Hinge Lever</td> <td style="text-align: right;">= J</td> </tr> <tr> <td>Reverse Action Roller Hinge Lever</td> <td style="text-align: right;">= P</td> </tr> </tbody> </table>	Actuator		Pin Plunger	= A	Plunger	= C	Roller Plunger	= S	Leaf Spring	= E	Roller Hinge Lever	= J	Reverse Action Roller Hinge Lever	= P
Actuator																
Pin Plunger	= A															
Plunger	= C															
Roller Plunger	= S															
Leaf Spring	= E															
Roller Hinge Lever	= J															
Reverse Action Roller Hinge Lever	= P															

## Characterisitcs

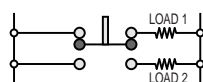
**Terminology:** OF ... Operating Force      PT .... Pretravel  
 OP ... Operating Position      DT .... Differential Travel  
 FP ... Free Position      OT .... Overtravel

Actuator	OF max (grams)	OP (mm)	FP max (mm)	PT max (mm)	DT max (mm)	OT min (mm)
MFA 	700	22,7 ± 0,8	-	2,0	1,1	1,4
MFC 	700	27,5 ± 1,0	-	2,6	1,1	4,0
MFS 	700	39,0 ± 1,2	-	2,6	1,1	3,5
MFE 	760	24,0 ± 2,5	33,2	-	3,2	4,0
MFJ 	350	40,0 ± 2,1	48,5	-	2,4	2,5
MFP 	750	ajustable	32,0	-	2,4	0,4

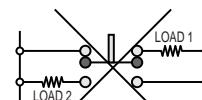
Subject to change without prior notice

## Application

Owed the type of contact mechanism construction, is not possible to guarantee simultaneous contact action for this switch type. The electric circuit should be designed to avoid a short circuit. Examples:



RIGHT



WRONG