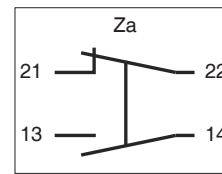


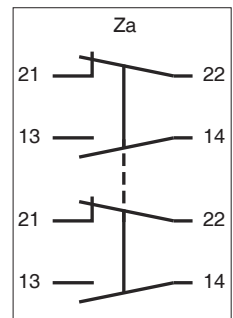
- High resistance metal enclosure
- Ideal for heavy duty harsh environmental
- Double break circuit with rating 15 A
- Choice of 1 or 2 internal switches
- Snap action contacts mechanism
- Locking actuator lever optional (maintained contact)
- Long electrical and mechanical life
- Foolproof protection cover



Circuitry



1 switch



2 switches

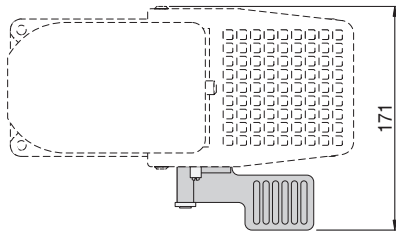
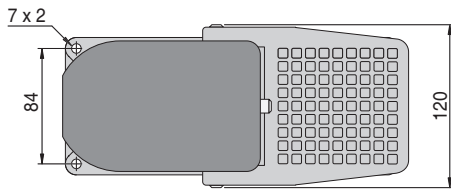
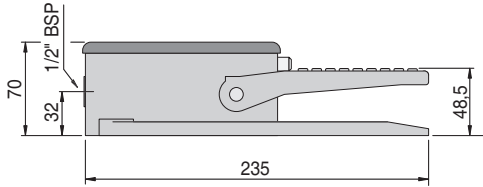
Specifications

Electrical Rating	15 A 250 Vac	
Contact Resistance	50 m Ω maximum initial (at 1 A 5 Vdc)	
Ambient Temperature	+85° C maximum	
Degree of Protection	IP65 (IEC 60529)	
Internal Switch	with double break Circuit Form Za (IEC 60947-5-1): NO and NC contacts not electrically isolated	
Mechanical Life Expectancy	10.000.000 cycles	
Electrical Life Expectancy	50.000 cycles	
Materials	Housing:	Painted Die Cast Aluminium
	Actuator:	Painted Die Cast Aluminium
	Cover:	Painted Steel
	Protection Cover:	Painted Die Cast Aluminium

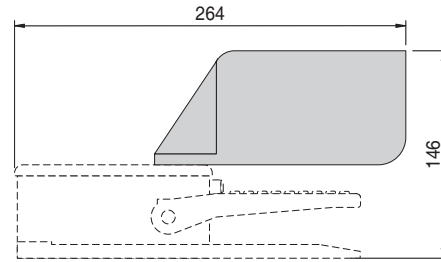
Subject to change without prior notice

Dimensions

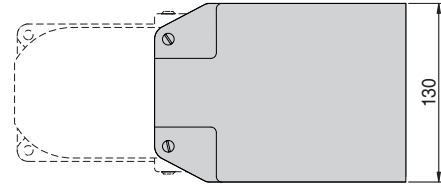
Dimensions in mm



Foot switch with locking lever



Protection **SDB**



Subject to change without prior notice



Ordering Information

S D 1 T

Series

Internal Switches	
1 Switch	= 1
2 Switches	= 2
2 Switches (1 delayed)	= 12

Locking Lever	
With Locking Lever	= T
Without Locking Lever	= none

<p>Replacement Switch MFA</p> 	<p>Cable Gland (See Catalog ZA)</p> 
--	---

Code to request protection against accidental operations (both to assembly up on the cover): **SDB**.